



CONGO, REPUBLIC OF

Number of new cases

2 727

Number of deaths

1 732

Number of prevalent cases (5-year)

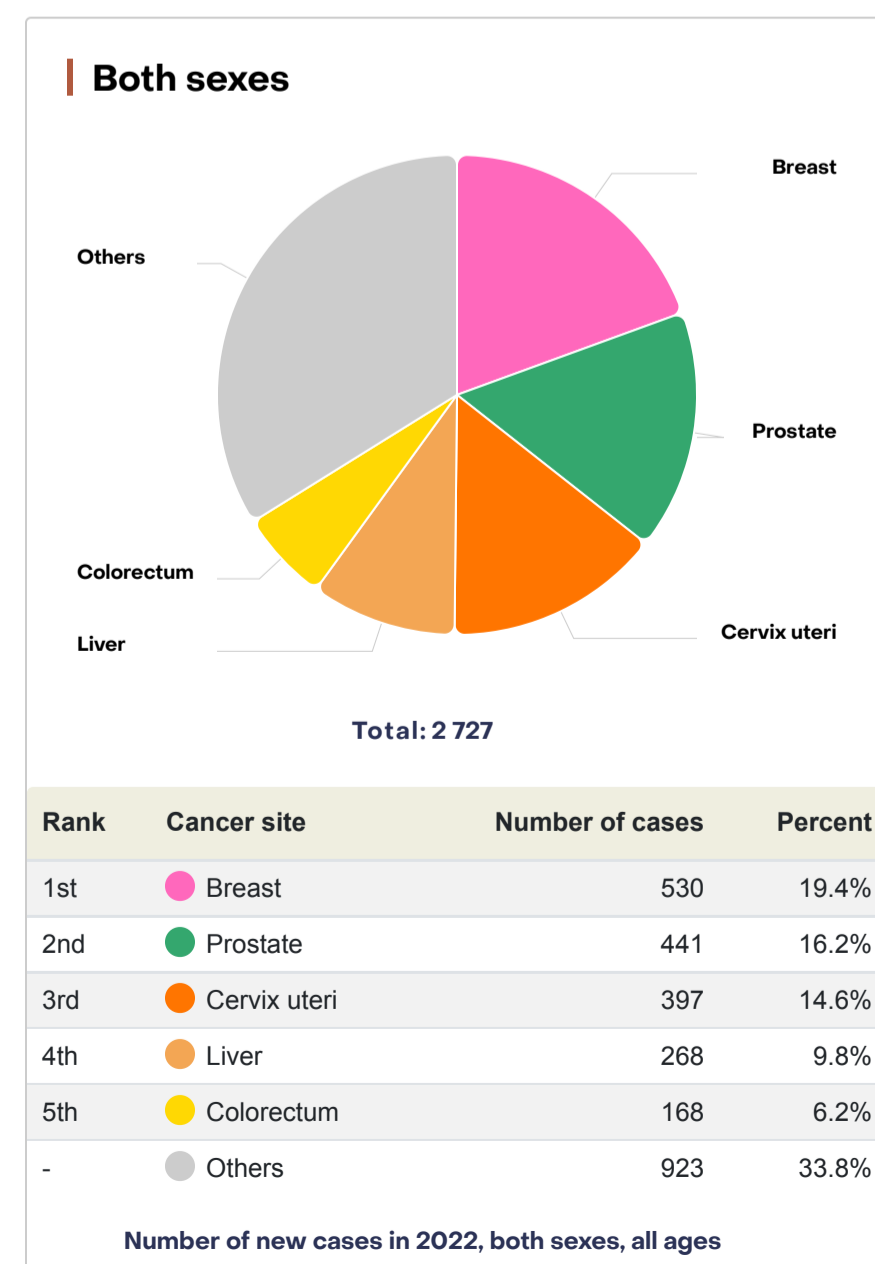
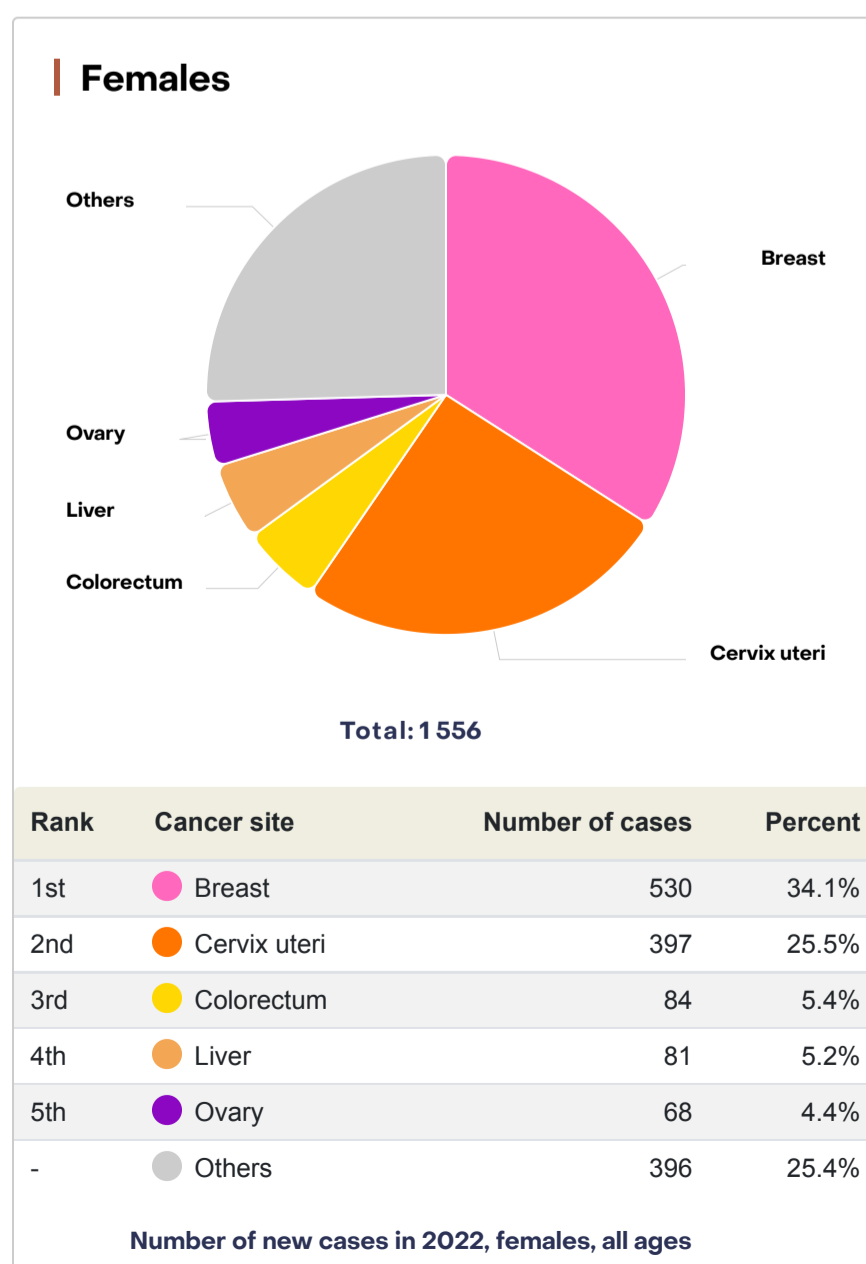
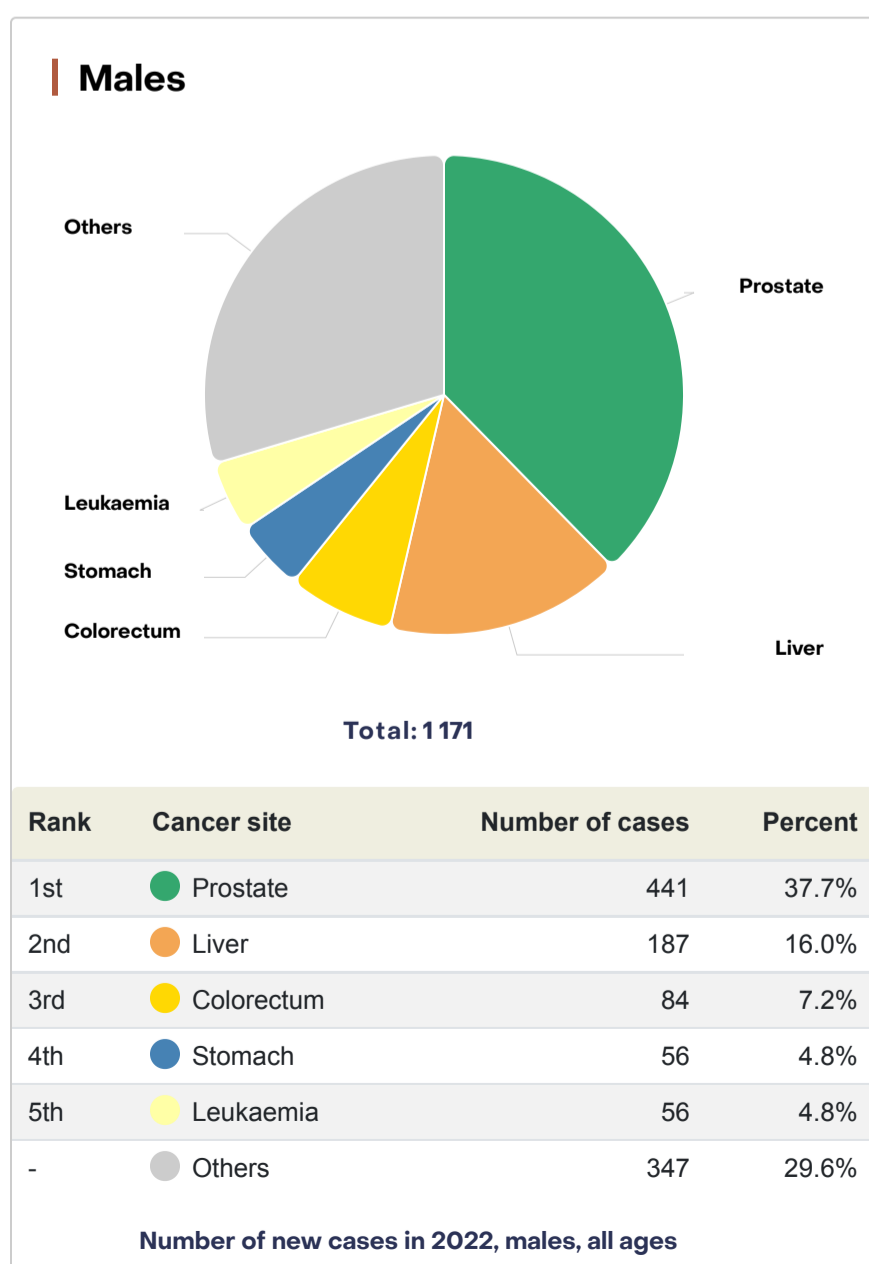
5 971

Statistics at a glance, 2022

	Males	Females	Both sexes
Population	2 897 504	2 900 297	5 797 801
Incidence*			
Number of new cancer cases	1 171	1 556	2 727
Age-standardized incidence rate	84.2	82.3	80.7
Risk of developing cancer before the age of 75 years (cum. risk %)	9.1	8.9	8.9
Top 3 leading cancers (ranked by cases)**	Prostate Liver Colorectum	Breast Cervix uteri Colorectum	Breast Prostate Cervix uteri
Mortality*			
Number of cancer deaths	815	917	1 732
Age-standardized mortality rate	59.2	50.3	52.9
Risk of dying from cancer before the age of 75 years (cum. risk %)	6.0	5.6	5.7
Top 3 leading cancers (ranked by deaths)**	Prostate Liver Colorectum	Cervix uteri Breast Liver	Liver Prostate Cervix uteri
Prevalence*			
5-year prevalent cases	2 298	3 673	5 971



Top 5 most frequent cancers**



Incidence, Mortality and Prevalence by cancer site

Cancer	New cases				Deaths				5-year prevalence	
	Number	Rank	(%)	Cum.risk	Number	Rank	(%)	Cum.risk	Number	Prop. (per 100 000)
Breast	530	1	26.9	2.9	241	4	12.5	1.4	1 321	22.1
Prostate	441	2	42.3	4.8	252	2	25.5	2.4	803	13.4
Cervix uteri	397	3	22.3	2.6	248	3	14.2	1.7	944	15.8
Liver	268	4	6.9	0.73	264	1	6.8	0.72	435	7.3
Colorectum	168	5	4.8	0.56	108	5	3.1	0.35	394	6.6
Stomach	110	6	3.4	0.37	100	6	3.1	0.34	188	3.1
Leukaemia	104	7	2.4	0.25	79	7	2.0	0.23	262	4.4
Ovary	68	8	3.5	0.39	42	8	2.4	0.30	160	2.7
NHL	50	9	1.2	0.12	30	12	0.82	0.09	130	2.2
Melanoma	44	10	1.6	0.20	15	14	0.65	0.06	110	1.8
Multiple myeloma	41	11	1.3	0.16	36	11	1.2	0.14	95	1.6
Lung	40	12	1.4	0.18	36	10	1.3	0.17	56	0.94
Kidney	39	13	0.67	0.05	18	13	0.31	0.03	107	1.8
Pancreas	37	14	1.1	0.14	37	9	1.1	0.14	48	0.80
Vulva	23	15	1.6	0.19	10	18	0.77	0.08	52	0.87
Corpus uteri	21	16	1.2	0.16	5	24	0.31	0.04	57	0.96
Bladder	21	17	0.63	0.08	8	20	0.25	0.03	53	0.89
Lip, oral cavity	20	18	0.61	0.08	9	19	0.32	0.05	49	0.82
Larynx	16	19	0.52	0.07	10	17	0.35	0.05	39	0.65
Nasopharynx	15	20	0.41	0.06	11	15	0.35	0.05	37	0.62
Kaposi sarcoma	15	21	0.35	0.03	7	22	0.15	0.01	16	0.27
Brain CNS	14	22	0.29	0.03	8	21	0.15	0.01	43	0.72
Thyroid	14	23	0.45	0.06	4	25	0.15	0.03	35	0.59
Oesophagus	13	24	0.43	0.06	11	16	0.38	0.05	22	0.37
Salivary glands	8	25	0.23	0.03	6	23	0.16	0.02	22	0.37
Vagina	5	26	0.29	0.04	2	26	0.12	0.02	10	0.17
Oropharynx	4	27	0.11	0.01	0	27	0.00	0.00	10	0.17
Hodgkin lymphoma	4	28	0.07	0.01	0	33	0.00	0.00	13	0.22
Gallbladder	2	29	0.08	0.02	0	29	0.00	0.00	2	0.03
Penis	1	30	0.05	0.00	0	31	0.00	0.00	2	0.03
Testis	1	31	0.03	0.00	0	32	0.00	0.00	3	0.05
Hypopharynx	0	32	0.00	0.00	0	28	0.00	0.00	0	0.00
All cancers	2 727	-	-	8.9	1 732	-	-	5.7	5 971	-
All cancers excl. NMSC	2 717	-	-	8.9	1 729	-	-	5.7	5 941	-

Data source and methods

Incidence

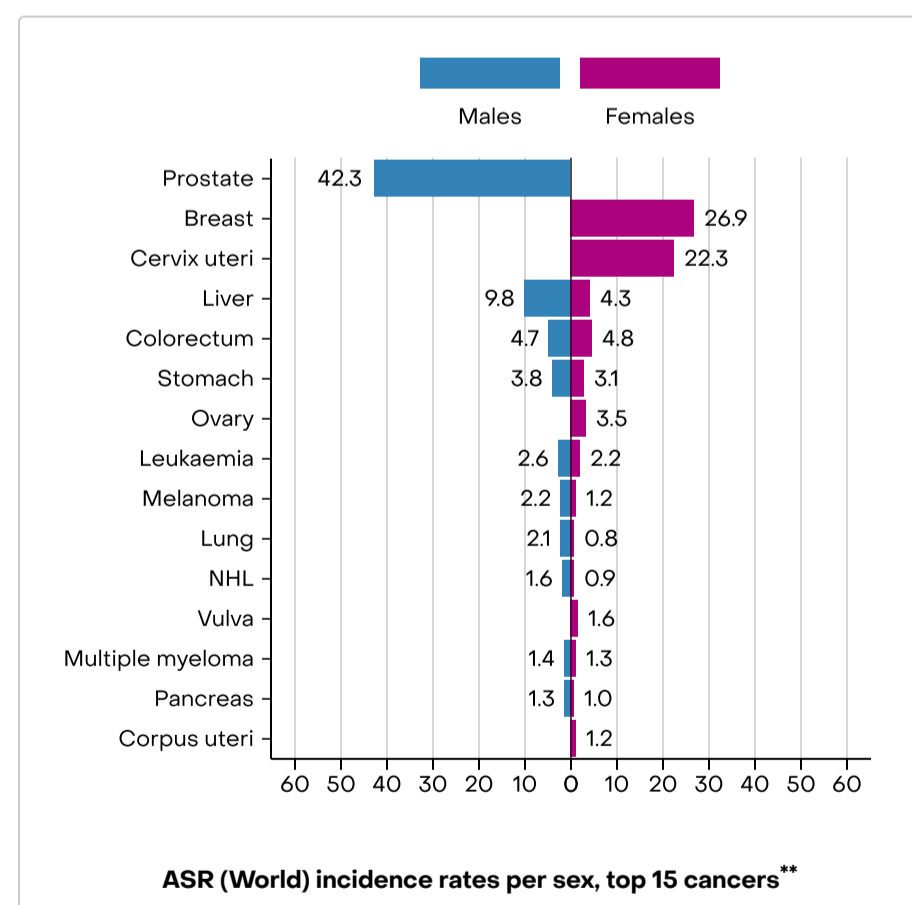
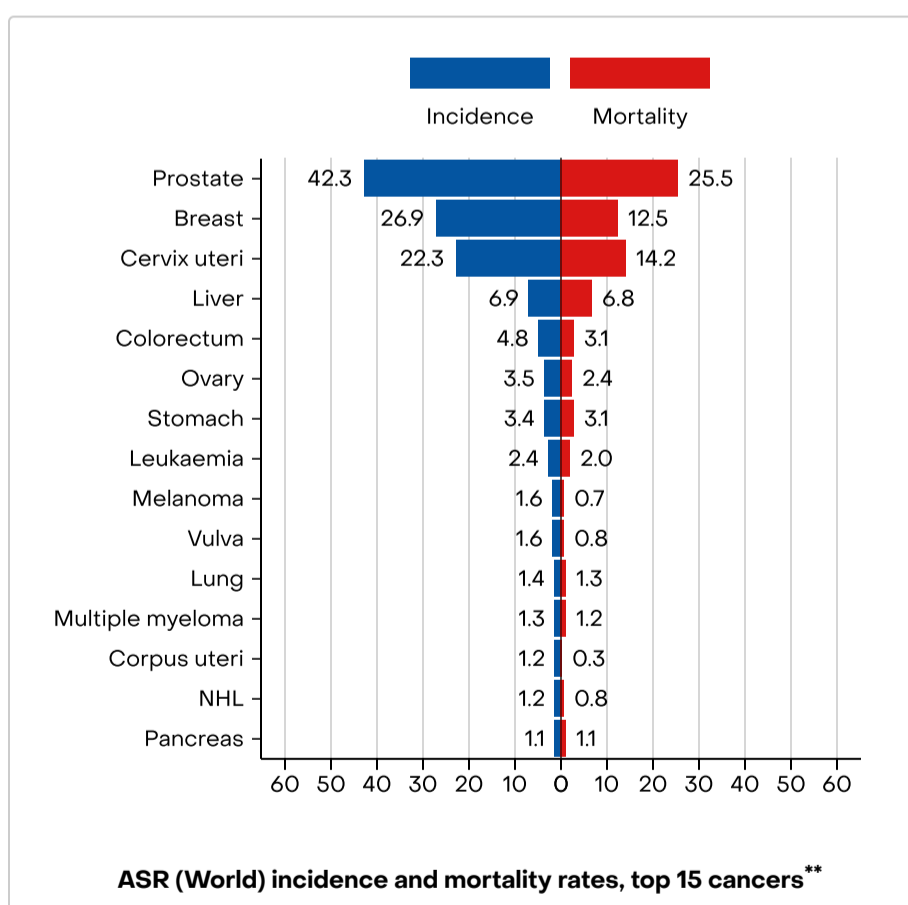
Country-specific data source: Brazzaville cancer registry
 Method: Most recent rates from a single registry applied to 2022 population

Mortality

Country-specific data source: No data
 Method: Estimated from national mortality estimates by modelling, using mortality:incidence ratios derived from survival estimation

Prevalence

Computed using sex-, site- and age-specific incidence to 1-,3- and 5-year prevalence ratios from Nordic countries for the period (2011-2020), and scaled using Human Development Index (HDI) ratios.



* includes non-melanoma skin cancer (NMSC)

** NMSC included in other cancers

Age standardization using world population (see link)

References

Website citation

Ferlay J, Ervik M, Lam F, Laversanne M, Colombet M, Mery L, Piñeros M, Znaor A, Soerjomataram I, Bray F (2024). Global Cancer Observatory: Cancer Today. Lyon, France: International Agency for Research on Cancer. Available from: <https://gco.iarc.who.int/today>, accessed [DD Month YYYY].

Cancer incidence and mortality data

Sung H, Ferlay J, Siegel RL, Laversanne M, Soerjomataram I, Jemal A, Bray F. Global cancer statistics 2020: GLOBOCAN estimates of incidence and mortality worldwide for 36 cancers in 185 countries. CA Cancer J Clin. 2021 Feb 4. doi: 10.3322/caac.21660. Epub ahead of print. PMID: 33538338.

Ferlay J, Colombet M, Soerjomataram I, Parkin DM, Piñeros M, Znaor A, Bray F. Cancer statistics for the year 2020: An overview. Int J Cancer. 2021 Apr 5. doi: 10.1002/ijc.33588. Epub ahead of print. PMID: 33818764.

